

4423 m.

GRAN PREMIO RED BULL DE ESPAÑA

Free Practice Nr. 1

Classification

3

| |  | Rider | Nation | Team | Motorcycle | Time | Lap Total | Gap | Top Speed |
|----|---|--------------------------|--------|------------------------------|------------|-----------------|-----------|-------------|--------------|
| 1 | 33 | Brad BINDER | RSA | Red Bull KTM Factory Racing | KTM | 1'38.013 | 19 19 | | 288.7 |
| 2 | 41 | Aleix ESPARGARO | SPA | Aprilia Racing Team Gresini | APRILIA | 1'38.204 | 13 18 | 0.191 0.191 | 289.5 |
| 3 | 93 | Marc MARQUEZ | SPA | Repsol Honda Team | HONDA | 1'38.291 | 19 20 | 0.278 0.087 | 288.0 |
| 4 | 63 | Francesco BAGNAIA | ITA | Ducati Lenovo Team | DUCATI | 1'38.301 | 22 22 | 0.288 0.010 | 295.0 |
| 5 | 20 | Fabio QUARTARARO | FRA | Monster Energy Yamaha MotoGP | YAMAHA | 1'38.344 | 5 19 | 0.331 0.043 | 284.9 |
| 6 | 5 | Johann ZARCO | FRA | Pramac Racing | DUCATI | 1'38.397 | 14 19 | 0.384 0.053 | 295.0 |
| 7 | 88 | Miguel OLIVEIRA | POR | Red Bull KTM Factory Racing | KTM | 1'38.398 | 17 18 | 0.385 0.001 | 289.5 |
| 8 | 44 | PoI ESPARGARO | SPA | Repsol Honda Team | HONDA | 1'38.433 | 18 19 | 0.420 0.035 | 293.4 |
| 9 | 12 | Maverick VIÑALES | SPA | Monster Energy Yamaha MotoGP | YAMAHA | 1'38.434 | 15 22 | 0.421 0.001 | 285.7 |
| 10 | 36 | Joan MIR | SPA | Team SUZUKI ECSTAR | SUZUKI | 1'38.484 | 14 15 | 0.471 0.050 | 286.4 |
| 11 | 30 | Takaaki NAKAGAMI | JPN | LCR Honda IDEMITSU | HONDA | 1'38.484 | 19 19 | 0.471 | 288.7 |
| 12 | 21 | Franco MORBIDELLI | ITA | Petronas Yamaha SRT | YAMAHA | 1'38.492 | 18 21 | 0.479 0.008 | 283.4 |
| 13 | 32 | Lorenzo SAVADORI | ITA | Aprilia Racing Team Gresini | APRILIA | 1'38.630 | 17 17 | 0.617 0.138 | 286.4 |
| 14 | 42 | Alex RINS | SPA | Team SUZUKI ECSTAR | SUZUKI | 1'38.706 | 11 18 | 0.693 0.076 | 289.5 |
| 15 | 6 | Stefan BRADL | GER | Honda HRC | HONDA | 1'38.764 | 19 19 | 0.751 0.058 | 293.4 |
| 16 | 73 | Alex MARQUEZ | SPA | LCR Honda CASTROL | HONDA | 1'38.819 | 19 20 | 0.806 0.055 | 291.8 |
| 17 | 43 | Jack MILLER | AUS | Ducati Lenovo Team | DUCATI | 1'38.871 | 19 19 | 0.858 0.052 | 297.5 |
| 18 | 9 | Danilo PETRUCCI | ITA | Tech 3 KTM Factory Racing | KTM | 1'39.054 | 19 19 | 1.041 0.183 | 286.4 |
| 19 | 23 | Enea BASTIANINI | ITA | Avintia Esponsorama | DUCATI | 1'39.110 | 20 20 | 1.097 0.056 | 288.7 |
| 20 | 46 | Valentino ROSSI | ITA | Petronas Yamaha SRT | YAMAHA | 1'39.299 | 11 20 | 1.286 0.189 | 283.4 |
| 21 | 53 | Tito RABAT | SPA | Pramac Racing | DUCATI | 1'39.502 | 18 21 | 1.489 0.203 | 290.3 |
| 22 | 10 | Luca MARINI | ITA | SKY VR46 Avintia | DUCATI | 1'39.531 | 17 19 | 1.518 0.029 | 288.7 |
| 23 | 27 | Iker LECUONA | SPA | Tech 3 KTM Factory Racing | KTM | 1'39.825 | 19 19 | 1.812 0.294 | 292.6 |

Practice condition: **Dry**Air: **15°**Humidity: **80%**Ground: **19°**

| | | | | |
|-----------------------------|---------|-------------------------|-----------------|------------|
| Fastest Lap: | Lap: 19 | Brad BINDER | 1'38.013 | 162.4 Km/h |
| Best Race Lap: | 2019 | Marc MARQUEZ | 1'38.051 | 162.3 Km/h |
| All Time Lap Record: | 2020 | Maverick VIÑALES | 1'36.584 | 164.8 Km/h |

The results are provisional until the end of the limit for protest and appeals.

Time limit for protest expires 30' after publication of the results - Time:

These data/results cannot be reproduced, stored and/or transmitted in whole or in part by any manner of electronic, mechanical, photocopying, recording, broadcasting or otherwise now known or herein after developed without the previous express consent by the copyright owner, except for reproduction in daily press and regular printed publications on sale to the public within 60 days of the event related to those data/results and always provided that copyright symbol appears together as follows below.

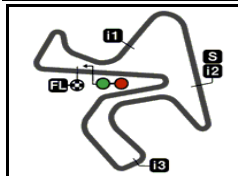
© DORNA, 2021

Official MotoGP Timing by TISSOT

www.motogp.com

Jerez de la Frontera, Friday, April 30, 2021





4423 m.

GRAN PREMIO RED BULL DE ESPAÑA

Free Practice Nr. 1

Top Speed & Average

4



| Rider | Nation | Motorcycle | Top 5 speeds | | | | | Average | Top |
|----------------------|--------|------------|--------------|-------|-------|-------|-------|---------|-------|
| 43 Jack MILLER | AUS | DUCATI | 297.5 | 293.4 | 293.4 | 292.6 | 292.6 | 293.9 | 297.5 |
| 5 Johann ZARCO | FRA | DUCATI | 295.0 | 294.2 | 293.4 | 292.6 | 292.6 | 293.6 | 295.0 |
| 63 Francesco BAGNAIA | ITA | DUCATI | 295.0 | 292.6 | 291.8 | 291.1 | 291.1 | 292.1 | 295.0 |
| 6 Stefan BRADL | GER | HONDA | 293.4 | 291.1 | 291.1 | 290.3 | 290.3 | 291.0 | 293.4 |
| 44 Pol ESPARGARO | SPA | HONDA | 293.4 | 292.6 | 292.6 | 291.8 | 291.1 | 292.1 | 293.4 |
| 27 Iker LECUONA | SPA | KTM | 292.6 | 288.7 | 288.7 | 287.2 | 286.4 | 288.1 | 292.6 |
| 73 Alex MARQUEZ | SPA | HONDA | 291.8 | 291.1 | 290.3 | 290.3 | 289.5 | 290.1 | 291.8 |
| 53 Tito RABAT | SPA | DUCATI | 290.3 | 289.5 | 288.7 | 288.7 | 288.0 | 288.5 | 290.3 |
| 41 Aleix ESPARGARO | SPA | APRILIA | 289.5 | 288.7 | 288.0 | 287.2 | 287.2 | 287.7 | 289.5 |
| 42 Alex RINS | SPA | SUZUKI | 289.5 | 288.7 | 288.7 | 288.7 | 288.7 | 288.9 | 289.5 |
| 88 Miguel OLIVEIRA | POR | KTM | 289.5 | 288.7 | 288.7 | 288.7 | 288.0 | 288.5 | 289.5 |
| 10 Luca MARINI | ITA | DUCATI | 288.7 | 288.7 | 288.0 | 287.2 | 286.4 | 287.6 | 288.7 |
| 23 Enea BASTIANINI | ITA | DUCATI | 288.7 | 288.7 | 288.0 | 288.0 | 287.2 | 287.9 | 288.7 |
| 30 Takaaki NAKAGAMI | JPN | HONDA | 288.7 | 288.7 | 288.7 | 288.0 | 288.0 | 288.4 | 288.7 |
| 33 Brad BINDER | RSA | KTM | 288.7 | 288.0 | 288.0 | 288.0 | 287.2 | 287.9 | 288.7 |
| 93 Marc MARQUEZ | SPA | HONDA | 288.0 | 287.2 | 286.4 | 284.9 | 283.4 | 286.0 | 288.0 |
| 9 Danilo PETRUCCI | ITA | KTM | 286.4 | 284.9 | 284.9 | 284.9 | 284.9 | 285.1 | 286.4 |
| 32 Lorenzo SAVADORI | ITA | APRILIA | 286.4 | 286.4 | 285.7 | 285.7 | 285.7 | 286.0 | 286.4 |
| 36 Joan MIR | SPA | SUZUKI | 286.4 | 286.4 | 285.7 | 285.7 | 284.9 | 285.8 | 286.4 |
| 12 Maverick VIÑALES | SPA | YAMAHA | 285.7 | 285.7 | 285.7 | 284.9 | 284.9 | 285.3 | 285.7 |
| 20 Fabio QUARTARARO | FRA | YAMAHA | 284.9 | 284.9 | 284.9 | 284.9 | 284.2 | 284.6 | 284.9 |
| 21 Franco MORBIDELLI | ITA | YAMAHA | 283.4 | 282.7 | 282.7 | 281.9 | 281.9 | 282.5 | 283.4 |
| 46 Valentino ROSSI | ITA | YAMAHA | 283.4 | 282.7 | 282.7 | 281.9 | 281.9 | 282.4 | 283.4 |

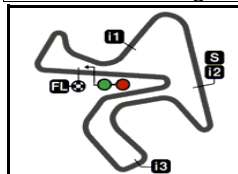
These data/results cannot be reproduced, stored and/or transmitted in whole or in part by any manner of electronic, mechanical, photocopying, recording, broadcasting or otherwise now known or herein after developed without the previous express consent by the copyright owner, except for reproduction in daily press and regular printed publications on sale to the public within 60 days of the event related to those data/results and always provided that copyright symbol appears together as follows below.

© DORNA, 2021

Official MotoGP Timing by TISSOT
www.motogp.com



Jerez de la Frontera, Friday, April 30, 2021



4423 m.

GRAN PREMIO RED BULL DE ESPAÑA

Free Practice Nr. 1

Chronological Analysis of Performances

5

* Lap / Sector time cancelled **T1** Time from finish line to 1st intermediate **T3** Time from 2nd intermed. to 3rd intermed.
P Crossing the finish line in pit lane **T2** Time from 1st intermed. to 2nd intermed. **T4** Time from 3rd intermediate to finish line
****** Tyre data subject to further updates

| Lap | Lap Time | T1 | T2 | T3 | T4 | Speed | Lap | Lap Time | T1 | T2 | T3 | T4 | Speed | |
|----------------|------------------------------|-----------------------------------|--------|------------------------|--------|-------|----------------|------------------------------|-------------------------------|-------------------------------|------------------|--------|--------------|-------|
| 1st | 33 | Brad BINDER KTM RSA | | | | | | 10 | 1'39.862 P | 24.895 | 14.522 | 32.679 | 27.766 | 283.4 |
| | | Red Bull KTM Factory Racing | | | | | | Run # 3 | Front Tyre Slick-Soft | Rear Tyre Slick-Medium | | | | |
| | | Runs=3 Total laps=19 Full laps=14 | | | | | | | 10 Laps at start | | 10 Laps at start | | | |
| Run # 1 | Front Tyre Slick-Soft | Rear Tyre Slick-Hard | | | | | 11 | 1'45.428 | 30.720 | 14.712 | 29.908 | 30.088 | 285.7 | |
| | | New Tyre | | New Tyre | | | 12 | 1'38.327 | 24.629 | 14.294 | 29.417 | 29.987 | 289.5 | |
| 1 | 2'07.565 | 34.215 | 16.043 | 33.686 | 32.993 | 260.8 | 13 | 1'38.204 | 24.614 | 14.339 | 29.176 | 30.075 | 288.0 | |
| 2 | 1'41.857 | 25.646 | 14.685 | 30.643 | 30.883 | 286.4 | 14 | 1'38.415 | 24.778 | 14.324 | 29.279 | 30.034 | 287.2 | |
| 3 | 1'40.407 | 25.104 | 14.677 | 29.955 | 30.671 | 285.7 | 15 | 1'38.271 | 24.556 | 14.412 | 29.311 | 29.992 | 288.7 | |
| 4 | 1'39.848 | 24.996 | 14.542 | 29.794 | 30.516 | 286.4 | 16 | 1'38.888 | 24.804 | 14.443 | 29.368 | 30.273 | 286.4 | |
| 5 | 1'45.366 | 24.906 | 14.483 | 34.885 | 31.092 | 286.4 | 17 | 1'38.566 | 24.613 | 14.494 | 29.428 | 30.031 | 284.2 | |
| 6 | 1'39.573 | 24.959 | 14.511 | 29.735 | 30.368 | 288.7 | 18 | 1'38.536 | 24.667 | 14.439 | 29.354 | 30.076 | 287.2 | |
| 7 | 1'47.571 P | 34.398 | 14.597 | 31.056 | 27.520 | 284.2 | | | | | | | | |
| Run # 2 | Front Tyre Slick-Soft | Rear Tyre Slick-Hard | | | | | 3rd | 93 | Marc MARQUEZ HONDA SPA | | | | | |
| | | 7 Laps at start | | 7 Laps at start | | | | | Repsol Honda Team | | | | | |
| | | 7 Laps at start | | 7 Laps at start | | | | | Runs=3 | | Total laps=20 | | Full laps=15 | |
| 8 | 1'54.858 | 33.083 | 15.099 | 35.035 | 31.641 | 281.2 | Run # 1 | Front Tyre Slick-Soft | Rear Tyre Slick-Medium | | | | | |
| 9 | 1'40.459 | 25.126 | 14.614 | 29.890 | 30.829 | 287.2 | | New Tyre | | New Tyre | | | | |
| 10 | 1'39.350 | 24.714 | 14.675 | 29.740 | 30.221 | 288.0 | 1 | 2'28.698 | 36.392 | 15.968 | 32.768 | 32.092 | 258.3 | |
| 11 | 1'39.141 | 24.599 | 14.458 | 29.582 | 30.502 | 288.0 | 2 | 1'42.422 | 25.897 | 15.026 | 30.919 | 30.580 | 270.0 | |
| 12 | 1'39.267 | 24.806 | 14.506 | 29.707 | 30.248 | 286.4 | 3 | 1'39.836 | 25.044 | 14.496 | 29.794 | 30.502 | 281.9 | |
| 13 | 1'39.023 | 24.667 | 14.495 | 29.585 | 30.276 | 284.9 | 4 | 1'43.071 | 25.126 | 14.915 | 30.856 | 32.174 | 267.9 | |
| 14 | 1'39.016 | 24.662 | 14.475 | 29.595 | 30.284 | 287.2 | 5 | 1'39.664 | 24.753 | 14.553 | 29.941 | 30.417 | 284.9 | |
| 15 | 1'41.370 P | 28.221 | 14.719 | 30.391 | 28.039 | 284.2 | 6 | 1'44.036 | 25.800 | 15.320 | 31.724 | 31.192 | 262.1 | |
| Run # 3 | Front Tyre Slick-Soft | Rear Tyre Slick-Medium | | | | | 7 | 1'38.945 | 24.700 | 14.669 | 29.421 | 30.155 | 281.2 | |
| | | New Tyre | | New Tyre | | | 8 | 1'40.961 P | 26.411 | 15.450 | 31.482 | 27.618 | 254.7 | |
| 16 | 1'56.247 | 36.602 | 15.492 | 33.241 | 30.912 | 269.3 | Run # 2 | Front Tyre Slick-Soft | Rear Tyre Slick-Medium | | | | | |
| 17 | 1'40.488 | 25.862 | 14.467 | 29.962 | 30.197 | 288.0 | | 8 Laps at start | | 8 Laps at start | | | | |
| 18 | 1'38.352 | 24.619 | 14.327 | 29.247 | 30.159 | 286.4 | 9 | 1'54.225 | 35.166 | 15.493 | 31.831 | 31.735 | 277.6 | |
| 19 | 1'38.013 | 24.505 | 14.287 | 29.274 | 29.947 | 286.4 | 10 | 1'42.536 | 26.152 | 14.914 | 30.459 | 31.011 | 281.2 | |
| 2nd | 41 | Alex ESPARGARO APRILIA SPA | | | | | | 11 | 1'40.827 | 24.976 | 14.849 | 30.136 | 30.866 | 277.6 |
| | | Aprilia Racing Team Gresini | | | | | | 12 | 1'40.811 | 24.832 | 14.723 | 30.929 | 30.327 | 281.2 |
| | | Runs=3 Total laps=18 Full laps=13 | | | | | | 13 | 1'38.679 | 24.592 | 14.564 | 29.365 | 30.158 | 281.2 |
| Run # 1 | Front Tyre Slick-Soft | Rear Tyre Slick-Medium | | | | | 14 | 1'42.122 P | 25.588 | 15.915 | 33.651 | 26.968 | 243.2 | |
| | | New Tyre | | New Tyre | | | Run # 3 | Front Tyre Slick-Soft | Rear Tyre Slick-Medium | | | | | |
| 1 | 2'30.068 | 33.836 | 15.552 | 32.034 | 31.381 | 266.6 | | 14 Laps at start | | 14 Laps at start | | | | |
| 2 | 1'40.834 | 25.545 | 14.645 | 30.130 | 30.514 | 284.2 | 15 | 1'53.870 | 35.574 | 15.321 | 31.096 | 31.879 | 279.7 | |
| 3 | 1'39.363 | 24.993 | 14.431 | 29.500 | 30.439 | 287.2 | 16 | 1'40.521 | 25.348 | 14.740 | 29.898 | 30.535 | 283.4 | |
| 4 | 1'38.991 | 24.868 | 14.447 | 29.481 | 30.195 | 286.4 | 17 | 1'38.939 | 24.630 | 14.557 | 29.477 | 30.275 | 286.4 | |
| 5 | 1'38.455 | 24.723 | 14.361 | 29.318 | 30.053 | 287.2 | 18 | 1'45.973 | 28.395 | 16.384 | 30.745 | 30.449 | 224.0 | |
| 6 | 1'43.224 | 24.658 | 14.330 | 32.984 | 31.252 | 287.2 | 19 | 1'38.291 | 24.540 | 14.486 | 29.275 | 29.990 | 288.0 | |
| 7 | 1'38.260 | 24.662 | 14.424 | 29.252 | 29.922 | 287.2 | 20 | 1'38.528 | 24.579 | 14.531 | 29.277 | 30.141 | 287.2 | |
| 8 | 1'40.532 P | 26.308 | 15.287 | 31.035 | 27.902 | 267.9 | | | | | | | | |
| Run # 2 | Front Tyre Slick-Soft | Rear Tyre Slick-Medium | | | | | | | | | | | | |
| | | 8 Laps at start | | 8 Laps at start | | | | | | | | | | |
| 9 | 1'50.027 | 30.444 | 15.801 | 32.425 | 31.357 | 282.7 | | | | | | | | |

Fastest Lap: Brad BINDER Red Bull KTM Factory RSA **1'38.013** 24.505 14.287 29.274 29.947

These data/results cannot be reproduced, stored and/or transmitted in whole or in part by any manner of electronic, mechanical, photocopying, recording, broadcasting or otherwise now known or herein after developed without the previous express consent by the copyright owner, except for reproduction in daily press and regular printed publications on sale to the public within 60 days of the event related to those data/results and always provided that copyright symbol appears together as follows below.
 © DORNA, 2021



Free Practice Nr. 1

MotoGP

| Lap | Lap Time | T1 | T2 | T3 | T4 | Speed | Lap | Lap Time | T1 | T2 | T3 | T4 | Speed | |
|------------------|---|------------|---------------|------------------|--------------|----------|------------------|-----------------|------------|------------|------------------|-----------------|----------|-------|
| 4th | 63 Francesco BAGNAIA Ducati Lenovo Team | DUCATI | | | ITA | 17 | 1'38.627 | 24.554 | 14.518 | 29.504 | 30.051 | 283.4 | | |
| | | 18 | 1'38.571 | 24.581 | 14.489 | 29.376 | 30.125 | 284.9 | | | | | | |
| | | 19 | 1'38.839 | 24.589 | 14.509 | 29.580 | 30.161 | 284.2 | | | | | | |
| | | Runs=2 | Total laps=22 | Full laps=19 | | | | | | | | | | |
| Run # | 1 | Front Tyre | Slick-Soft | Rear Tyre | Slick-Medium | New Tyre | Run # | 1 | Front Tyre | Slick-Soft | Rear Tyre | Slick-Medium | New Tyre | |
| 1 | 2'16.368 | 33.303 | 15.851 | 33.417 | 31.900 | 283.4 | 1 | 2'17.544 | 33.008 | 15.895 | 32.788 | 32.278 | 267.3 | |
| 2 | 1'42.504 | 25.998 | 14.942 | 30.730 | 30.834 | 288.7 | 2 | 1'41.885 | 25.823 | 14.578 | 30.679 | 30.805 | 291.1 | |
| 3 | 1'40.813 | 25.482 | 14.812 | 30.085 | 30.434 | 288.0 | 3 | 1'40.546 | 25.157 | 14.621 | 30.209 | 30.559 | 289.5 | |
| 4 | 1'39.538 | 24.845 | 14.599 | 29.847 | 30.247 | 290.3 | 4 | 1'39.680 | 24.907 | 14.417 | 29.880 | 30.476 | 291.8 | |
| 5 | 1'39.448 | 24.812 | 14.520 | 29.790 | 30.326 | 291.1 | 5 | 1'37.232 P | 24.931 | 14.342 | 30.149 | 27.810 | 293.4 | |
| 6 | 1'40.009 | 24.752 | 14.551 | 29.959 | 30.747 | 291.8 | Run # 2 | Front Tyre | Slick-Soft | Rear Tyre | Slick-Medium | New Tyre | | |
| 7 | 1'39.717 | 24.920 | 14.449 | 29.893 | 30.455 | 295.0 | 5 Laps at start | | | | 5 Laps at start | | | |
| 8 | 1'39.628 | 24.847 | 14.565 | 29.930 | 30.286 | 291.1 | 6 | 1'51.653 | 30.766 | 15.392 | 34.276 | 31.219 | 265.3 | |
| 9 | 1'39.273 | 24.737 | 14.624 | 29.700 | 30.212 | 286.4 | 7 | 1'40.079 | 25.134 | 14.599 | 29.908 | 30.438 | 290.3 | |
| 10 | 1'39.164 | 24.691 | 14.605 | 29.676 | 30.192 | 289.5 | 8 | 1'39.502 | 24.761 | 14.556 | 29.791 | 30.394 | 290.3 | |
| 11 | 1'38.977 P | 25.868 | 15.359 | 31.290 | 26.460 | 279.0 | 9 | 1'39.176 | 24.630 | 14.464 | 29.623 | 30.459 | 290.3 | |
| Run # 2 | Front Tyre | Slick-Soft | Rear Tyre | Slick-Medium | New Tyre | | 10 | 1'38.497 | 24.524 | 14.288 | 29.503 | 30.182 | 295.0 | |
| 11 Laps at start | | | | New Tyre | | | | 11 | 1'48.371 | 29.304 | 14.357 | 31.282 | 33.428 | 284.2 |
| 12 | 1'52.124 | 34.166 | 15.604 | 31.524 | 30.830 | 284.9 | 12 | 1'38.476 | 24.587 | 14.362 | 29.482 | 30.045 | 294.2 | |
| 13 | 1'40.241 | 25.080 | 14.782 | 30.057 | 30.322 | 287.2 | 13 | 1'41.744 | 26.617 | 14.629 | 30.103 | 30.395 | 291.8 | |
| 14 | 1'39.037 | 24.655 | 14.475 | 29.612 | 30.295 | 289.5 | 14 | 1'38.397 | 24.645 | 14.328 | 29.356 | 30.068 | 292.6 | |
| 15 | 1'39.957 | 25.264 | 14.683 | 29.794 | 30.216 | 284.9 | 15 | 1'41.108 P | 27.923 | 14.988 | 30.747 | 27.450 | 285.7 | |
| 16 | 1'38.756 | 24.640 | 14.511 | 29.461 | 30.144 | 290.3 | Run # 3 | Front Tyre | Slick-Soft | Rear Tyre | Slick-Medium | New Tyre | | |
| 17 | 1'38.908 | 24.577 | 14.491 | 29.555 | 30.285 | 289.5 | 15 Laps at start | | | | 15 Laps at start | | | |
| 18 | 1'38.780 | 24.576 | 14.493 | 29.502 | 30.209 | 289.5 | 16 | 1'46.567 | 29.944 | 15.436 | 30.448 | 30.739 | 288.0 | |
| 19 | 1'45.200 | 29.129 | 15.068 | 30.329 | 30.674 | 288.0 | 17 | 1'39.358 | 24.896 | 14.453 | 29.607 | 30.402 | 291.1 | |
| 20 | 1'38.761 | 24.592 | 14.418 | 29.437 | 30.314 | 292.6 | 18 | 1'39.043 | 24.694 | 14.460 | 29.548 | 30.341 | 292.6 | |
| 21 | 1'38.954 | 24.765 | 14.596 | 29.493 | 30.100 | 291.1 | 19 | 1'39.334 | 24.743 | 14.531 | 29.575 | 30.485 | 291.8 | |
| 22 | 1'38.301 | 24.400 | 14.483 | 29.362 | 30.056 | 289.5 | Run # 1 | Front Tyre | Slick-Soft | Rear Tyre | Slick-Hard | New Tyre | | |
| 11 Laps at start | | | | New Tyre | | | | 5 Laps at start | | | | 5 Laps at start | | |
| 12 | 1'51.124 | 34.166 | 15.604 | 31.524 | 30.830 | 284.9 | 1 | 2'09.859 | 33.148 | 15.876 | 32.524 | 32.051 | 244.3 | |
| 13 | 1'40.241 | 25.080 | 14.782 | 30.057 | 30.322 | 287.2 | 2 | 1'44.058 | 25.840 | 14.619 | 32.525 | 31.074 | 276.9 | |
| 14 | 1'39.037 | 24.655 | 14.475 | 29.612 | 30.295 | 289.5 | 3 | 1'41.351 | 25.651 | 14.622 | 30.311 | 30.767 | 288.0 | |
| 15 | 1'39.957 | 25.264 | 14.683 | 29.794 | 30.216 | 284.9 | 4 | 1'40.353 | 25.276 | 14.629 | 30.047 | 30.401 | 289.5 | |
| 16 | 1'38.756 | 24.640 | 14.511 | 29.461 | 30.144 | 290.3 | 5 | 1'39.930 P | 25.953 | 15.321 | 30.860 | 27.796 | 270.6 | |
| 17 | 1'38.908 | 24.577 | 14.491 | 29.555 | 30.285 | 289.5 | Run # 2 | Front Tyre | Slick-Soft | Rear Tyre | Slick-Hard | New Tyre | | |
| 18 | 1'38.780 | 24.576 | 14.493 | 29.502 | 30.209 | 289.5 | 5 Laps at start | | | | 5 Laps at start | | | |
| 19 | 1'45.200 | 29.129 | 15.068 | 30.329 | 30.674 | 288.0 | 6 | 1'47.750 | 31.297 | 14.990 | 30.617 | 30.846 | 282.7 | |
| 20 | 1'38.761 | 24.592 | 14.418 | 29.437 | 30.314 | 292.6 | 7 | 1'39.948 | 25.013 | 14.612 | 29.846 | 30.477 | 288.0 | |
| 21 | 1'38.954 | 24.765 | 14.596 | 29.493 | 30.100 | 291.1 | 8 | 1'39.705 | 24.934 | 14.502 | 29.788 | 30.481 | 288.0 | |
| 22 | 1'38.301 | 24.400 | 14.483 | 29.362 | 30.056 | 289.5 | 9 | 1'39.622 | 24.824 | 14.526 | 29.884 | 30.388 | 287.2 | |
| Run # 1 | Front Tyre | Slick-Soft | Rear Tyre | Slick-Medium | New Tyre | | 10 | 1'39.087 P | 26.042 | 14.917 | 31.170 | 26.958 | 273.4 | |
| 7 Laps at start | | | | 7 Laps at start | | | | Run # 3 | Front Tyre | Slick-Soft | Rear Tyre | Slick-Hard | New Tyre | |
| 8 | 1'49.000 | 32.260 | 15.235 | 30.813 | 30.692 | 282.7 | 10 Laps at start | | | | 10 Laps at start | | | |
| 9 | 1'39.360 | 24.832 | 14.579 | 29.609 | 30.340 | 281.9 | 11 | 1'47.049 | 30.877 | 14.820 | 30.582 | 30.770 | 287.2 | |
| 10 | 1'38.657 | 24.497 | 14.503 | 29.563 | 30.094 | 284.9 | 12 | 1'39.711 | 24.932 | 14.502 | 29.661 | 30.616 | 288.7 | |
| 11 | 1'38.368 | 24.557 | 14.421 | 29.334 | 30.056 | 283.4 | 13 | 1'39.556 | 24.826 | 14.535 | 29.830 | 30.365 | 287.2 | |
| 12 | 1'38.497 | 24.504 | 14.447 | 29.437 | 30.109 | 284.9 | 14 | 1'36.278 P | 24.706 | 14.517 | 30.685 | 26.370 | 288.7 | |
| 13 | 1'38.542 | 24.539 | 14.436 | 29.485 | 30.082 | 283.4 | | | | | | | | |
| 14 | 1'41.779 P | 25.617 | 16.521 | 32.159 | 27.482 | 218.6 | | | | | | | | |
| Run # 2 | Front Tyre | Slick-Soft | Rear Tyre | Slick-Medium | New Tyre | | | | | | | | | |
| 14 Laps at start | | | | 14 Laps at start | | | | | | | | | | |
| 15 | 1'51.327 | 33.449 | 15.216 | 31.004 | 31.658 | 274.8 | | | | | | | | |
| 16 | 1'39.377 | 24.897 | 14.593 | 29.683 | 30.204 | 283.4 | | | | | | | | |

Fastest Lap: Brad BINDER Red Bull KTM Factory RSA 1'38.013 24.505 14.287 29.274 29.947

These data/results cannot be reproduced, stored and/or transmitted in whole or in part by any manner of electronic, mechanical, photocopying, recording, broadcasting or otherwise now known or herein after developed without the previous express consent by the copyright owner, except for reproduction in daily press and regular printed publications on sale to the public within 60 days of the event related to those data/results and always provided that copyright symbol appears together as follows below.
© DORNA, 2021

Official MotoGP Timing by TISSOT
www.motogp.com

Jerez de la Frontera, Friday, April 30, 2021

Page 2 of 7



Free Practice Nr. 1

MotoGP

| Lap | Lap Time | T1 | T2 | T3 | T4 | Speed | Lap | Lap Time | T1 | T2 | T3 | T4 | Speed | | | | | | | |
|--|-----------------------|---------------|------------------------|---------------|---------------|--------------|--|-----------------|-----------------------|---------------|------------------------|---------------|-----------------------|------------------------|------------------------|--|--|--|--|--|
| Run # 4 | Front Tyre Slick-Soft | | Rear Tyre Slick-Medium | | | | | 14 | 1'38.584 | 24.617 | 14.482 | 29.513 | 29.972 | 284.2 | | | | | | |
| 14 Laps at start | | | | | | | New Tyre | | | | | | | | | | | | | |
| 15 | 1'44.408 | 29.417 | 14.650 | 29.990 | 30.351 | 285.7 | 15 | 1'38.434 | 24.594 | 14.426 | 29.468 | 29.946 | 285.7 | | | | | | | |
| 16 | 1'38.703 | 24.774 | 14.440 | 29.400 | 30.089 | 288.7 | 16 | 1'41.715 | 26.817 | 14.722 | 29.857 | 30.319 | 284.2 | | | | | | | |
| 17 | 1'38.398 | 24.563 | 14.436 | 29.316 | 30.083 | 287.2 | 17 | 1'36.047 P | 24.781 | 14.568 | 29.676 | 27.022 | 281.2 | | | | | | | |
| 18 | 1'41.868 | 25.516 | 14.703 | 30.984 | 30.665 | 282.7 | Run # 3 | | Front Tyre Slick-Soft | | Rear Tyre Slick-Medium | | | | | | | | | |
| 8th 44 Po ESPARGARO HONDA SPA Repsol Honda Team | | | | | | | 17 Laps at start | | | | | | | | | | | | | |
| Runs=3 Total laps=19 Full laps=14 | | | | | | | 17 Laps at start | | | | | | | | | | | | | |
| Run # 1 | Front Tyre Slick-Soft | | Rear Tyre Slick-Medium | | | | | 18 | 1'43.570 | 28.700 | 14.721 | 29.967 | 30.182 | 283.4 | | | | | | |
| New Tyre | | | | | | | New Tyre | | | | | | | | | | | | | |
| 1 | 2'07.813 | 31.615 | 15.101 | 32.796 | 32.691 | 264.0 | 19 | 1'39.211 | 24.945 | 14.609 | 29.636 | 30.021 | 281.9 | | | | | | | |
| 2 | 1'42.320 | 25.797 | 14.660 | 30.768 | 31.095 | 279.0 | 20 | 1'38.725 | 24.682 | 14.496 | 29.512 | 30.035 | 284.9 | | | | | | | |
| 3 | 1'41.842 | 25.118 | 14.570 | 30.827 | 31.327 | 290.3 | 21 | 1'38.809 | 24.626 | 14.528 | 29.592 | 30.063 | 284.9 | | | | | | | |
| 4 | 1'40.458 | 25.066 | 14.471 | 30.249 | 30.672 | 288.7 | 22 | 1'38.848 | 24.737 | 14.545 | 29.552 | 30.014 | 283.4 | | | | | | | |
| 5 | 1'38.930 | 24.867 | 14.288 | 29.526 | 30.249 | 292.6 | 10th 36 Joan MIR SUZUKI SPA Team SUZUKI ECSTAR | | Runs=4 | | Total laps=15 | | Full laps=9 | | | | | | | |
| 6 | 1'47.058 | 29.291 | 16.279 | 30.866 | 30.622 | 241.6 | Run # 1 | | | | | | Front Tyre Slick-Soft | | Rear Tyre Slick-Medium | | | | | |
| 7 | 1'48.490 P | 24.866 | 22.663 | 32.382 | 28.579 | 244.8 | New Tyre | | | | | | New Tyre | | | | | | | |
| Run # 2 | | | | | | | Run # 2 | | | | | | | Run # 2 | | | | | | |
| Front Tyre Slick-Soft | | | | | | | Front Tyre Slick-Soft | | | | | | | Front Tyre Slick-Soft | | | | | | |
| Rear Tyre Slick-Medium | | | | | | | Rear Tyre Slick-Medium | | | | | | | Rear Tyre Slick-Medium | | | | | | |
| 7 Laps at start | | | | | | | 7 Laps at start | | | | | | | 7 Laps at start | | | | | | |
| 8 | 1'48.704 | 31.750 | 14.866 | 30.783 | 31.305 | 281.2 | 1 | 9'22.475 P | 31.406 | 15.110 | 31.192 | 28.055 | 276.9 | | | | | | | |
| 9 | 1'41.830 | 24.846 | 14.392 | 30.151 | 32.441 | 290.3 | Run # 3 | | Front Tyre Slick-Soft | | Rear Tyre Slick-Medium | | | | | | | | | |
| 10 | 1'42.857 | 24.887 | 14.521 | 31.464 | 31.985 | 287.2 | New Tyre | | | | | | New Tyre | | | | | | | |
| 11 | 1'38.779 | 24.737 | 14.384 | 29.576 | 30.082 | 291.1 | Run # 2 | | | | | | | Run # 2 | | | | | | |
| 12 | 1'38.911 | 24.776 | 14.341 | 29.700 | 30.094 | 292.6 | Front Tyre Slick-Soft | | | | | | | Front Tyre Slick-Soft | | | | | | |
| 13 | 1'41.420 P | 26.450 | 15.006 | 33.002 | 26.962 | 267.9 | Rear Tyre Slick-Medium | | | | | | | Rear Tyre Slick-Medium | | | | | | |
| Run # 3 | | | | | | | Run # 3 | | | | | | | Run # 3 | | | | | | |
| Front Tyre Slick-Soft | | | | | | | Front Tyre Slick-Soft | | | | | | | Front Tyre Slick-Soft | | | | | | |
| Rear Tyre Slick-Medium | | | | | | | Rear Tyre Slick-Medium | | | | | | | Rear Tyre Slick-Medium | | | | | | |
| 13 Laps at start | | | | | | | 13 Laps at start | | | | | | | 13 Laps at start | | | | | | |
| 14 | 1'52.445 | 33.920 | 15.191 | 31.524 | 31.810 | 270.6 | Run # 4 | | Front Tyre Slick-Soft | | Rear Tyre Slick-Medium | | | | | | | | | |
| 15 | 1'40.465 | 25.131 | 14.493 | 30.340 | 30.501 | 291.1 | New Tyre | | | | | | New Tyre | | | | | | | |
| 16 | 1'38.706 | 24.729 | 14.349 | 29.537 | 30.091 | 293.4 | Run # 3 | | | | | | | Run # 3 | | | | | | |
| 17 | 1'44.649 | 27.503 | 16.419 | 30.561 | 30.166 | 223.6 | Front Tyre Slick-Soft | | | | | | | Front Tyre Slick-Soft | | | | | | |
| 18 | 1'38.433 | 24.632 | 14.363 | 29.446 | 29.992 | 291.8 | Rear Tyre Slick-Medium | | | | | | | Rear Tyre Slick-Medium | | | | | | |
| 19 | 1'41.458 | 25.877 | 14.604 | 30.053 | 30.924 | 284.9 | 9 Laps at start | | | | | | | 9 Laps at start | | | | | | |
| 9th 12 Maverick VIÑALES YAMAHA SPA Monster Energy Yamaha MotoGP | | | | | | | Run # 4 | | | | | | | Run # 4 | | | | | | |
| Runs=3 Total laps=22 Full laps=17 | | | | | | | Front Tyre Slick-Soft | | | | | | | Front Tyre Slick-Soft | | | | | | |
| | | | | | | | Rear Tyre Slick-Medium | | | | | | | Rear Tyre Slick-Medium | | | | | | |
| | | | | | | | New Tyre | | | | | | | New Tyre | | | | | | |
| | | | | | | | 9 Laps at start | | | | | | | 9 Laps at start | | | | | | |
| Run # 1 | Front Tyre Slick-Soft | | Rear Tyre Slick-Medium | | | | | 10 | 1'44.973 | 29.510 | 14.640 | 30.204 | 30.619 | 284.2 | | | | | | |
| New Tyre | | | | | | | New Tyre | | | | | | | New Tyre | | | | | | |
| 1 | 1'59.086 | 30.873 | 15.584 | 32.071 | 31.230 | 256.5 | 11 | 1'39.515 | 24.932 | 14.455 | 29.605 | 30.523 | 284.2 | | | | | | | |
| 2 | 1'41.532 | 25.860 | 14.673 | 30.346 | 30.653 | 284.2 | 12 | 1'38.708 | 24.752 | 14.402 | 29.422 | 30.132 | 286.4 | | | | | | | |
| 3 | 1'39.792 | 24.896 | 14.499 | 30.074 | 30.323 | 285.7 | 13 | 1'38.573 | 24.682 | 14.357 | 29.456 | 30.078 | 284.9 | | | | | | | |
| 4 | 1'39.035 | 24.718 | 14.467 | 29.738 | 30.112 | 284.9 | 14 | 1'38.484 | 24.642 | 14.408 | 29.391 | 30.043 | 286.4 | | | | | | | |
| 5 | 1'38.838 | 24.681 | 14.465 | 29.600 | 30.092 | 282.7 | 15 | 1'38.743 | 24.728 | 14.372 | 29.469 | 30.174 | 285.7 | | | | | | | |
| 6 | 1'40.600 | 24.606 | 14.470 | 30.900 | 30.624 | 282.7 | 11th 30 Takaaki NAKAGAMI HONDA JPN LCR Honda IDEMITSU | | Runs=3 | | Total laps=19 | | Full laps=14 | | | | | | | |
| 7 | 1'39.014 | 24.621 | 14.448 | 29.750 | 30.195 | 285.7 | Run # 1 | | | | | | Run # 1 | | | | | | | |
| 8 | 1'38.881 | 24.678 | 14.530 | 29.644 | 30.029 | 281.2 | Front Tyre Slick-Soft | | | | | | Front Tyre Slick-Soft | | | | | | | |
| 9 | 1'38.738 | 24.588 | 14.515 | 29.488 | 30.147 | 281.2 | New Tyre | | | | | | New Tyre | | | | | | | |
| 10 | 1'38.508 | 24.602 | 14.472 | 29.496 | 29.938 | 282.7 | Run # 2 | | | | | | | Run # 2 | | | | | | |
| 11 | 1'40.514 P | 28.159 | 15.014 | 30.411 | 26.930 | 280.5 | Front Tyre Slick-Soft | | | | | | | Front Tyre Slick-Soft | | | | | | |
| Run # 2 | | | | | | | Run # 2 | | | | | | | Run # 2 | | | | | | |
| Front Tyre Slick-Soft | | | | | | | Front Tyre Slick-Soft | | | | | | | Front Tyre Slick-Soft | | | | | | |
| Rear Tyre Slick-Medium | | | | | | | Rear Tyre Slick-Medium | | | | | | | Rear Tyre Slick-Medium | | | | | | |
| 11 Laps at start | | | | | | | 11 Laps at start | | | | | | | 11 Laps at start | | | | | | |
| 12 | 1'45.182 | 29.178 | 14.799 | 30.755 | 30.450 | 283.4 | 1 | 2'14.143 | 35.841 | 16.197 | 33.418 | 32.021 | 250.0 | | | | | | | |
| 13 | 1'38.642 | 24.648 | 14.468 | 29.514 | 30.012 | 284.2 | 2 | 1'42.174 | 25.916 | 14.661 | 30.631 | 30.966 | 285.7 | | | | | | | |
| | | | | | | | 3 | | | | | | | 3 | | | | | | |
| | | | | | | | Front Tyre Slick-Soft | | | | | | | Front Tyre Slick-Soft | | | | | | |
| | | | | | | | Rear Tyre Slick-Medium | | | | | | | Rear Tyre Slick-Medium | | | | | | |
| | | | | | | | 7 Laps at start | | | | | | | 7 Laps at start | | | | | | |
| | | | | | | | 4 | | | | | | | 4 | | | | | | |
| | | | | | | | Front Tyre Slick-Soft | | | | | | | Front Tyre Slick-Soft | | | | | | |
| | | | | | | | Rear Tyre Slick-Medium | | | | | | | Rear Tyre Slick-Medium | | | | | | |
| | | | | | | | 7 Laps at start | | | | | | | 7 Laps at start | | | | | | |
| | | | | | | | 5 | | | | | | | 5 | | | | | | |
| | | | | | | | Front Tyre Slick-Soft | | | | | | | Front Tyre Slick-Soft | | | | | | |
| | | | | | | | Rear Tyre Slick-Medium | | | | | | | Rear Tyre Slick-Medium | | | | | | |
| | | | | | | | 7 Laps at start | | | | | | | 7 Laps at start | | | | | | |
| | | | | | | | 6 | | | | | | | 6 | | | | | | |
| | | | | | | | Front Tyre Slick-Soft | | | | | | | Front Tyre Slick-Soft | | | | | | |
| | | | | | | | Rear Tyre Slick-Medium | | | | | | | Rear Tyre Slick-Medium | | | | | | |
| | | | | | | | 7 Laps at start | | | | | | | 7 Laps at start | | | | | | |
| | | | | | | | 7 | | | | | | | 7 | | | | | | |
| | | | | | | | Front Tyre Slick-Soft | | | | | | | Front Tyre Slick-Soft | | | | | | |
| | | | | | | | Rear Tyre Slick-Medium | | | | | | | Rear Tyre Slick-Medium | | | | | | |
| | | | | | | | 7 Laps at start | | | | | | | 7 Laps at start | | | | | | |
| | | | | | | | 8 | | | | | | | 8 | | | | | | |
| | | | | | | | Front Tyre Slick-Soft | | | | | | | Front Tyre Slick-Soft | | | | | | |
| | | | | | | | Rear Tyre Slick-Medium | | | | | | | Rear Tyre Slick-Medium | | | | | | |
| | | | | | | | 7 Laps at start | | | | | | | 7 Laps at start | | | | | | |
| | | | | | | | 9 | | | | | | | 9 | | | | | | |
| | | | | | | | Front Tyre Slick-Soft | | | | | | | Front Tyre Slick-Soft | | | | | | |
| | | | | | | | Rear Tyre Slick-Medium | | | | | | | Rear Tyre Slick-Medium | | | | | | |
| | | | | | | | 7 Laps at start | | | | | | | 7 Laps at start | | | | | | |
| | | | | | | | 10 | | | | | | | 10 | | | | | | |
| | | | | | | | Front Tyre Slick-Soft | | | | | | | Front Tyre Slick-Soft | | | | | | |
| | | | | | | | Rear Tyre Slick-Medium | | | | | | | Rear Tyre Slick-Medium | | | | | | |
| | | | | | | | 7 Laps at start | | | | | | | 7 Laps at start | | | | | | |

Fastest Lap: Brad BINDER Red Bull KTM Factory RSA **1'38.013** 24.505 14.287 29.274 29.947

These data/results cannot be reproduced, stored and/or transmitted in whole or in part by any manner of electronic, mechanical, photocopying, recording, broadcasting or otherwise now known or herein after developed without the previous express consent by the copyright owner, except for reproduction in daily press and regular printed publications on sale to the public within 60 days of the event related to those data/results and always provided that copyright symbol appears together as follows below.
© DORNA, 2021

Official MotoGP Timing by TISSOT
www.motogp.com

Jerez de la Frontera, Friday, April 30, 2021

Page 3 of 7



Free Practice Nr. 1

MotoGP

| Lap | Lap Time | T1 | T2 | T3 | T4 | Speed | Lap | Lap Time | T1 | T2 | T3 | T4 | Speed |
|---------|----------|-----------------------|------------------------|------------------|--------|-------|-----------------|-----------------------|------------------------|--------|--------|--------|---------------|
| 11 | 1'38.956 | 24.700 | 14.453 | 29.663 | 30.140 | 287.2 | Run # 2 | Front Tyre Slick-Soft | Rear Tyre missing data | | | | |
| 12 | 1'38.578 | 24.564 | 14.325 | 29.553 | 30.136 | 288.7 | 7 Laps at start | | | | | | Laps at start |
| 13 | 1'46.345 | P 27.762 | 17.813 | 32.019 | 28.751 | 208.4 | 8 | 1'52.490 | 33.304 | 15.184 | 33.399 | 30.603 | 277.6 |
| Run # 3 | | Front Tyre Slick-Soft | Rear Tyre Slick-Medium | | | | | | | | | | |
| | | 13 Laps at start | | 13 Laps at start | | | | | | | | | |
| 14 | 1'57.539 | 32.555 | 15.479 | 36.758 | 32.747 | 279.0 | 9 | 1'41.395 | 24.850 | 14.454 | 29.687 | 32.404 | 285.7 |
| 15 | 1'41.219 | 25.792 | 14.732 | 30.305 | 30.390 | 284.2 | 10 | 1'43.299 | 24.923 | 14.482 | 31.595 | 32.299 | 285.7 |
| 16 | 1'38.789 | 24.787 | 14.370 | 29.545 | 30.087 | 288.7 | 11 | 1'39.368 | 24.821 | 14.505 | 29.646 | 30.396 | 284.9 |
| 17 | 1'40.378 | 24.595 | 14.318 | 29.381 | 32.084 | 288.7 | 12 | 1'42.087 | 25.602 | 14.766 | 30.772 | 30.947 | 281.9 |
| 18 | 1'50.444 | 30.133 | 18.468 | 31.295 | 30.548 | 279.7 | 13 | 1'39.815 | 24.938 | 14.598 | 29.846 | 30.433 | 281.2 |
| 19 | 1'38.484 | 24.772 | 14.351 | 29.423 | 29.938 | 288.0 | 14 | 1'39.566 | P 26.431 | 15.059 | 30.844 | 27.232 | 277.6 |
| Run # 3 | | Front Tyre Slick-Soft | Rear Tyre missing data | | | | | | | | | | |
| | | New Tyre | | Laps at start | | | | | | | | | |

12th 21 Franco MORBIDELLI YAMAHA ITA
 Petronas Yamaha SRT
 Runs=3 Total laps=21 Full laps=15

| Run # | 1 | Front Tyre | Slick-Soft | Rear Tyre | Slick-Medium | Speed |
|---------|----------|-----------------------|------------------------|------------------|--------------|-------|
| | | New Tyre | | New Tyre | | |
| 1 | 2'05.311 | 33.640 | 16.316 | 32.796 | 31.877 | 266.0 |
| 2 | 1'41.384 | 25.791 | 14.693 | 30.255 | 30.645 | 279.0 |
| 3 | 1'39.866 | 25.089 | 14.436 | 29.944 | 30.397 | 280.5 |
| 4 | 1'39.008 | 24.946 | 14.414 | 29.487 | 30.161 | 281.9 |
| 5 | 1'38.881 | 24.769 | 14.483 | 29.489 | 30.140 | 279.0 |
| 6 | 1'38.680 | 24.668 | 14.434 | 29.392 | 30.186 | 280.5 |
| 7 | 1'38.540 | 24.632 | 14.438 | 29.405 | 30.065 | 279.0 |
| 8 | 1'43.803 | P 28.059 | 15.771 | 31.435 | 28.538 | 260.8 |
| Run # 2 | | Front Tyre Slick-Soft | Rear Tyre Slick-Medium | | | |
| | | 8 Laps at start | | 8 Laps at start | | |
| 9 | 1'48.384 | 31.986 | 15.211 | 30.577 | 30.610 | 274.8 |
| 10 | 1'39.728 | 25.084 | 14.559 | 29.801 | 30.284 | 279.7 |
| 11 | 1'39.082 | 24.999 | 14.475 | 29.564 | 30.044 | 280.5 |
| 12 | 1'38.540 | 24.687 | 14.426 | 29.406 | 30.021 | 280.5 |
| 13 | 1'38.714 | 24.604 | 14.425 | 29.609 | 30.076 | 282.7 |
| 14 | 1'48.191 | P 32.496* | 16.191 | 32.365 | 27.139 | 255.9 |
| Run # 3 | | Front Tyre Slick-Soft | Rear Tyre Slick-Medium | | | |
| | | 14 Laps at start | | 14 Laps at start | | |
| 15 | 1'50.421 | 33.492 | 15.375 | 30.759 | 30.795 | 277.6 |
| 16 | 1'39.154 | 24.889 | 14.523 | 29.565 | 30.177 | 280.5 |
| 17 | 1'38.620 | 24.708 | 14.458 | 29.407 | 30.047 | 281.9 |
| 18 | 1'38.492 | 24.545 | 14.444 | 29.415 | 30.088 | 282.7 |
| 19 | 1'53.178 | 34.046 | 16.389 | 31.533 | 31.210 | 258.3 |
| 20 | 1'45.542 | * 29.965* | 14.841 | 30.283 | 30.453 | 276.9 |
| 21 | 1'38.581 | 24.652 | 14.449 | 29.433 | 30.047 | 283.4 |

13th 32 Lorenzo SAVADORI APRILIA ITA
 Aprilia Racing Team Gresini
 Runs=3 Total laps=18 Full laps=12

| Run # | 1 | Front Tyre | Slick-Soft | Rear Tyre | Slick-Medium | Speed |
|-------|----------|------------|------------|-----------|--------------|-------|
| | | New Tyre | | New Tyre | | |
| 1 | 2'09.961 | 32.690 | 15.779 | 32.506 | 31.953 | 243.7 |
| 2 | 1'42.145 | 25.869 | 14.664 | 30.773 | 30.839 | 272.0 |
| 3 | 1'40.026 | 25.171 | 14.394 | 29.996 | 30.465 | 285.7 |
| 4 | 1'40.731 | 25.498 | 14.497 | 29.993 | 30.743 | 286.4 |
| 5 | 1'40.244 | 25.057 | 14.534 | 30.082 | 30.571 | 284.9 |
| 6 | 1'40.132 | 25.123 | 14.530 | 29.930 | 30.549 | 284.2 |
| 7 | 1'43.032 | P 25.896 | 15.664 | 34.152 | 27.320 | 254.7 |

14th 42 Alex RINS SUZUKI SPA
 Team SUZUKI ECSTAR
 Runs=3 Total laps=18 Full laps=13

| Run # | 1 | Front Tyre | Slick-Soft | Rear Tyre | Slick-Medium | Speed |
|---------|----------|-----------------------|------------------------|------------------|--------------|-------|
| | | New Tyre | | New Tyre | | |
| 1 | 2'36.836 | 31.487 | 15.358 | 31.954 | 31.839 | 284.9 |
| 2 | 1'41.173 | 25.638 | 14.684 | 30.168 | 30.683 | 287.2 |
| 3 | 1'39.948 | 24.967 | 14.544 | 29.771 | 30.666 | 283.4 |
| 4 | 1'39.503 | 24.910 | 14.454 | 29.734 | 30.405 | 287.2 |
| 5 | 1'39.159 | 24.770 | 14.406 | 29.624 | 30.359 | 288.7 |
| 6 | 1'39.015 | 24.689 | 14.393 | 29.566 | 30.367 | 288.0 |
| 7 | 1'39.245 | 24.770 | 14.381 | 29.657 | 30.437 | 288.7 |
| 8 | 1'40.642 | P 26.122 | 15.304 | 31.162 | 28.054 | 272.0 |
| Run # 2 | | Front Tyre Slick-Soft | Rear Tyre Slick-Medium | | | |
| | | 8 Laps at start | | 8 Laps at start | | |
| 9 | 1'45.619 | 30.382 | 14.694 | 30.018 | 30.525 | 288.0 |
| 10 | 1'38.867 | 24.658 | 14.464 | 29.488 | 30.257 | 287.2 |
| 11 | 1'38.706 | 24.648 | 14.417 | 29.454 | 30.187 | 289.5 |
| 12 | 1'38.850 | 24.654 | 14.426 | 29.538 | 30.232 | 288.7 |
| 13 | 1'38.816 | P 26.722 | 14.964 | 30.231 | 26.899 | 284.9 |
| Run # 3 | | Front Tyre Slick-Soft | Rear Tyre Slick-Medium | | | |
| | | 13 Laps at start | | 13 Laps at start | | |
| 14 | 1'46.906 | 30.100 | 15.677 | 30.566 | 30.563 | 264.7 |
| 15 | 1'38.745 | 24.800 | 14.427 | 29.456 | 30.062 | 288.0 |
| 16 | 1'38.999 | 24.662 | 14.463 | 29.497 | 30.377 | 288.0 |
| 17 | 1'38.946 | 24.742 | 14.464 | 29.570 | 30.170 | 287.2 |
| 18 | 1'39.060 | 24.688 | 14.457 | 29.526 | 30.389 | 288.7 |

15th 6 Stefan BRADL HONDA GER
 Honda HRC
 Runs=3 Total laps=19 Full laps=14

| Run # | 1 | Front Tyre | Slick-Soft | Rear Tyre | Slick-Medium | Speed |
|-------|----------|------------|------------|-----------|--------------|-------|
| | | New Tyre | | New Tyre | | |
| 1 | 2'07.070 | 33.119 | 15.277 | 33.244 | 32.185 | 272.7 |
| 2 | 1'40.946 | 25.285 | 14.546 | 30.524 | 30.591 | 291.1 |
| 3 | 1'39.654 | 25.016 | 14.387 | 30.026 | 30.225 | 290.3 |
| 4 | 1'39.782 | 25.081 | 14.321 | 30.143 | 30.237 | 293.4 |
| 5 | 1'38.964 | 24.688 | 14.358 | 29.789 | 30.129 | 290.3 |
| 6 | 1'38.914 | 24.701 | 14.409 | 29.664 | 30.140 | 289.5 |
| 7 | 1'38.492 | P 25.659 | 14.844 | 30.480 | 27.509 | 282.7 |

Fastest Lap: Brad BINDER Red Bull KTM Factory RSA **1'38.013** 24.505 14.287 29.274 29.947

These data/results cannot be reproduced, stored and/or transmitted in whole or in part by any manner of electronic, mechanical, photocopying, recording, broadcasting or otherwise now known or herein after developed without the previous express consent by the copyright owner, except for reproduction in daily press and regular printed publications on sale to the public within 60 days of the event related to those data/results and always provided that copyright symbol appears together as follows below.
 © DORNA, 2021



Free Practice Nr. 1

MotoGP

| Lap | Lap Time | T1 | T2 | T3 | T4 | Speed | Lap | Lap Time | T1 | T2 | T3 | T4 | Speed |
|----------------|-----------------------|--------|------------------------|--------|--------|-------|----------------|-----------------------|---------|------------------------|--------|--------|-------|
| Run # 2 | Front Tyre Slick-Soft | | Rear Tyre Slick-Medium | | | | 5 | 1'39.642 | 24.901 | 14.450 | 29.709 | 30.582 | 292.6 |
| | 7 Laps at start | | 7 Laps at start | | | | 6 | 1'46.375 * | 29.166* | 16.487 | 30.174 | 30.548 | 280.5 |
| 8 | 1'47.375 | 31.712 | 14.868 | 30.391 | 30.404 | 284.9 | 7 | 1'39.136 | 24.816 | 14.449 | 29.502 | 30.369 | 293.4 |
| 9 | 1'40.855 | 24.909 | 14.469 | 31.260 | 30.217 | 288.0 | 8 | 1'39.055 | 24.699 | 14.518 | 29.456 | 30.382 | 291.1 |
| 10 | 1'45.029 | 29.213 | 14.365 | 30.779 | 30.672 | 291.1 | 9 | 1'40.982 P | 26.227 | 15.950 | 31.476 | 27.329 | 215.5 |
| 11 | 1'39.159 | 24.798 | 14.408 | 29.746 | 30.207 | 288.0 | Run # 2 | Front Tyre Slick-Soft | | Rear Tyre Slick-Medium | | | |
| 12 | 1'38.920 | 24.672 | 14.368 | 29.683 | 30.197 | 289.5 | | 9 Laps at start | | 9 Laps at start | | | |
| 13 | 1'36.769 P | 26.251 | 14.540 | 29.971 | 26.007 | 284.2 | 10 | 1'50.731 | 33.472 | 15.259 | 31.157 | 30.843 | 287.2 |
| Run # 3 | Front Tyre Slick-Soft | | Rear Tyre Slick-Medium | | | | 11 | 1'39.321 | 24.747 | 14.601 | 29.594 | 30.379 | 289.5 |
| | 13 Laps at start | | 13 Laps at start | | | | 12 | 1'39.373 | 24.697 | 14.799 | 29.509 | 30.368 | 291.1 |
| 14 | 1'51.712 | 32.863 | 16.965 | 31.012 | 30.872 | 283.4 | 13 | 1'38.948 | 24.737 | 14.485 | 29.456 | 30.270 | 291.8 |
| 15 | 1'39.928 | 25.119 | 14.525 | 29.919 | 30.365 | 289.5 | 14 | 1'39.032 | 24.752 | 14.517 | 29.412 | 30.351 | 291.1 |
| 16 | 1'39.154 | 24.780 | 14.418 | 29.722 | 30.234 | 290.3 | 15 | 1'43.702 | 27.263 | 15.327 | 30.577 | 30.535 | 281.2 |
| 17 | 1'38.974 | 24.751 | 14.419 | 29.622 | 30.182 | 289.5 | 16 | 1'38.946 | 24.717 | 14.568 | 29.390 | 30.271 | 291.1 |
| 18 | 1'38.876 | 24.751 | 14.417 | 29.557 | 30.151 | 290.3 | 17 | 1'41.232 | 25.831 | 14.656 | 30.232 | 30.513 | 291.1 |
| 19 | 1'38.764 | 24.669 | 14.420 | 29.602 | 30.073 | 288.0 | 18 | 1'39.228 | 24.807 | 14.559 | 29.394 | 30.468 | 290.3 |
| | | | | | | | 19 | 1'38.871 | 24.670 | 14.544 | 29.358 | 30.299 | 291.8 |

16th 73 Alex MARQUEZ HONDA SPA
LCR Honda CASTROL

Runs=3 Total laps=20 Full laps=15

| Run # | 1 | Front Tyre | Slick-Soft | Rear Tyre | Slick-Medium | Speed |
|----------------|-----------------------|------------|------------------------|-----------|--------------|-------|
| | | New Tyre | | New Tyre | | |
| 1 | 2'09.486 | 32.553 | 15.977 | 32.811 | 32.333 | 270.6 |
| 2 | 1'41.708 | 25.826 | 14.761 | 30.364 | 30.757 | 284.2 |
| 3 | 1'40.738 | 25.197 | 14.628 | 30.007 | 30.906 | 288.7 |
| 4 | 1'39.729 | 24.966 | 14.554 | 29.902 | 30.307 | 289.5 |
| 5 | 1'39.364 | 24.872 | 14.501 | 29.617 | 30.374 | 289.5 |
| 6 | 1'44.241 | 26.557 | 15.310 | 30.649 | 31.725 | 257.7 |
| 7 | 1'39.142 | 24.851 | 14.496 | 29.580 | 30.215 | 289.5 |
| 8 | 1'37.667 P | 25.692 | 15.820 | 30.038 | 26.117 | 290.3 |
| Run # 2 | Front Tyre Slick-Soft | | Rear Tyre Slick-Medium | | | |
| | 8 Laps at start | | 8 Laps at start | | | |
| 9 | 1'46.912 | 30.310 | 15.022 | 30.654 | 30.926 | 287.2 |
| 10 | 1'39.928 | 25.086 | 14.648 | 29.820 | 30.374 | 288.7 |
| 11 | 1'39.088 | 24.743 | 14.494 | 29.645 | 30.206 | 289.5 |
| 12 | 1'38.929 | 24.579 | 14.494 | 29.634 | 30.222 | 288.7 |
| 13 | 1'38.181 P | 24.791 | 14.480 | 30.393 | 28.517 | 291.1 |
| Run # 3 | Front Tyre Slick-Soft | | Rear Tyre Slick-Medium | | | |
| | 13 Laps at start | | 13 Laps at start | | | |
| 14 | 1'47.939 | 31.004 | 15.132 | 30.852 | 30.951 | 286.4 |
| 15 | 1'40.323 | 25.320 | 14.544 | 29.879 | 30.580 | 288.7 |
| 16 | 1'39.290 | 24.807 | 14.516 | 29.669 | 30.298 | 289.5 |
| 17 | 1'39.048 | 24.739 | 14.529 | 29.584 | 30.196 | 287.2 |
| 18 | 1'39.446 | 24.990 | 14.468 | 29.631 | 30.357 | 290.3 |
| 19 | 1'38.819 | 24.650 | 14.442 | 29.608 | 30.119 | 289.5 |
| 20 | 1'38.865 | 24.833 | 14.390 | 29.496 | 30.146 | 291.8 |

17th 43 Jack MILLER DUCATI AUS
Ducati Lenovo Team

Runs=2 Total laps=19 Full laps=14

| Run # | 1 | Front Tyre | Slick-Soft | Rear Tyre | Slick-Medium | Speed |
|-------|-----------------|------------|------------|-----------|--------------|-------|
| | | New Tyre | | New Tyre | | |
| 1 | 2'09.398 | 32.014 | 15.710 | 32.631 | 31.955 | 287.2 |
| 2 | 1'41.089 | 25.612 | 14.643 | 30.222 | 30.612 | 293.4 |
| 3 | 1'40.593 | 25.366 | 14.598 | 29.943 | 30.686 | 297.5 |
| 4 | 1'39.978 * | 25.007 | 14.514 | 29.895 | 30.562* | 292.6 |

18th 9 Danilo PETRUCCI KTM ITA
Tech 3 KTM Factory Racing

Runs=3 Total laps=19 Full laps=12

| Run # | 1 | Front Tyre | Slick-Soft | Rear Tyre | Slick-Medium | Speed |
|----------------|-----------------------|------------|------------------------|-----------|--------------|-------|
| | | New Tyre | | New Tyre | | |
| 1 | 2'05.989 | 33.770 | 15.683 | 33.284 | 31.593 | 273.4 |
| 2 | 1'41.611 | 25.754 | 14.662 | 30.387 | 30.808 | 284.9 |
| 3 | 1'39.980 | 25.060 | 14.550 | 29.807 | 30.563 | 284.9 |
| 4 | 1'40.526 * | 24.885* | 14.542 | 30.544 | 30.555 | 284.2 |
| 5 | 1'39.615 | 24.934 | 14.476 | 29.766 | 30.439 | 284.9 |
| 6 | 1'39.419 | 24.858 | 14.487 | 29.658 | 30.416 | 284.9 |
| 7 | 1'43.891 P | 26.966 | 15.313 | 32.064 | 29.548 | 260.8 |
| Run # 2 | Front Tyre Slick-Soft | | Rear Tyre Slick-Medium | | | |
| | 7 Laps at start | | 7 Laps at start | | | |
| 8 | 1'50.579 | 32.653 | 15.132 | 31.171 | 31.623 | 279.0 |
| 9 | 1'40.367 | 25.196 | 14.534 | 29.904 | 30.733 | 284.9 |
| 10 | 1'45.634 | 24.911 | 14.501 | 29.819 | 36.403 | 284.2 |
| 11 | 1'41.849 | 24.925 | 14.543 | 29.937 | 32.444 | 284.2 |
| 12 | 1'39.472 | 24.810 | 14.462 | 29.664 | 30.536 | 284.2 |
| 13 | 1'39.169 | 24.808 | 14.431 | 29.650 | 30.280 | 286.4 |
| 14 | 1'39.488 P | 26.978 | 14.969 | 31.068 | 26.473 | 272.7 |
| Run # 3 | Front Tyre Slick-Soft | | Rear Tyre Slick-Medium | | | |
| | 14 Laps at start | | 14 Laps at start | | | |
| 15 | 1'47.165 | 31.300 | 14.690 | 30.526 | 30.649 | 283.4 |
| 16 | 1'39.271 | 24.767 | 14.471 | 29.637 | 30.396 | 283.4 |
| 17 | 1'39.141 | 24.696 | 14.444 | 29.631 | 30.370 | 284.2 |
| 18 | 1'51.495 * | 28.744* | 15.569 | 33.750 | 33.432 | 208.0 |
| 19 | 1'39.054 | 24.874 | 14.441 | 29.511 | 30.228 | 284.9 |

19th 23 Enea BASTIANINI DUCATI ITA
Avintia Esponsorama

Runs=2 Total laps=20 Full laps=17

| Run # | 1 | Front Tyre | Slick-Soft | Rear Tyre | Slick-Medium | Speed |
|-------|-----------------|------------|------------|-----------|--------------|-------|
| | | New Tyre | | New Tyre | | |
| 1 | 2'12.955 | 33.350 | 16.044 | 33.261 | 32.357 | 279.0 |
| 2 | 1'42.998 | 26.082 | 15.037 | 30.858 | 31.021 | 284.2 |
| 3 | 1'41.005 | 25.294 | 14.699 | 30.319 | 30.693 | 284.2 |
| 4 | 1'40.334 | 24.989 | 14.836 | 30.080 | 30.429 | 281.2 |

Fastest Lap: Brad BINDER Red Bull KTM Factory RSA **1'38.013** 24.505 14.287 29.274 29.947

These data/results cannot be reproduced, stored and/or transmitted in whole or in part by any manner of electronic, mechanical, photocopying, recording, broadcasting or otherwise now known or herein after developed without the previous express consent by the copyright owner, except for reproduction in daily press and regular printed publications on sale to the public within 60 days of the event related to those data/results and always provided that copyright symbol appears together as follows below.
© DORNA, 2021



Free Practice Nr. 1

MotoGP

| Lap | Lap Time | T1 | T2 | T3 | T4 | Speed | Lap | Lap Time | T1 | T2 | T3 | T4 | Speed |
|---|------------|--------|--------|--------|--------|-------|---|------------|--------|-----------------|--------|--------|-------|
| 5 | 1'39.977 | 24.897 | 14.547 | 29.931 | 30.602 | 287.2 | 3 | 1'43.443 | 26.143 | 15.006 | 30.895 | 31.399 | 284.2 |
| 6 | 1'40.998 | 24.834 | 14.924 | 30.514 | 30.726 | 277.6 | 4 | 1'41.403 | 25.489 | 14.608 | 30.496 | 30.810 | 288.0 |
| 7 | 1'39.910 | 24.947 | 14.536 | 29.888 | 30.539 | 288.7 | 5 | 1'41.484 | 25.463 | 14.906 | 30.404 | 30.711 | 288.0 |
| 8 | 1'39.639 | 24.895 | 14.585 | 29.819 | 30.340 | 283.4 | 6 | 1'40.632 | 25.205 | 14.685 | 30.034 | 30.708 | 286.4 |
| 9 | 1'40.575 | 25.803 | 14.469 | 29.946 | 30.357 | 288.7 | 7 | 1'37.518 P | 25.317 | 14.637 | 30.320 | 27.244 | 288.0 |
| 10 | 1'39.469 | 24.908 | 14.454 | 29.776 | 30.331 | 288.0 | Run # 2 Front Tyre Slick-Soft Rear Tyre Slick-Medium | | | | | | |
| 11 | 1'38.334 P | 25.833 | 14.687 | 30.822 | 26.992 | 286.4 | 7 Laps at start | | | 7 Laps at start | | | |
| Run # 2 Front Tyre Slick-Soft Rear Tyre Slick-Medium | | | | | | | Run # 2 Front Tyre Slick-Soft Rear Tyre Slick-Medium | | | | | | |
| 11 Laps at start | | | | | | | 11 Laps at start | | | | | | |
| 12 | 1'48.538 | 31.027 | 15.206 | 31.425 | 30.880 | 281.9 | 8 | 1'46.756 | 30.176 | 14.971 | 30.732 | 30.877 | 287.2 |
| 13 | 1'40.880 | 25.960 | 14.628 | 29.894 | 30.398 | 287.2 | 9 | 1'40.994 | 25.151 | 14.856 | 30.285 | 30.702 | 288.0 |
| 14 | 1'39.338 | 24.839 | 14.486 | 29.824 | 30.189 | 288.0 | 10 | 1'40.578 | 25.057 | 14.691 | 30.205 | 30.625 | 288.0 |
| 15 | 1'39.329 | 24.838 | 14.479 | 29.758 | 30.254 | 284.9 | 11 | 1'41.623 | 25.573 | 14.745 | 30.603 | 30.702 | 286.4 |
| 16 | 1'39.370 | 24.849 | 14.495 | 29.669 | 30.357 | 286.4 | 12 | 1'40.482 | 24.935 | 14.705 | 30.191 | 30.651 | 287.2 |
| 17 | 1'41.812 | 25.424 | 14.877 | 30.691 | 30.820 | 281.9 | 13 | 1'40.226 | 25.028 | 14.610 | 30.007 | 30.581 | 290.3 |
| 18 | 1'39.555 | 24.886 | 14.577 | 29.710 | 30.382 | 284.2 | 14 | 1'40.051 P | 25.157 | 14.629 | 30.768 | 29.497 | 289.5 |
| 19 | 1'39.940 | 24.859 | 14.803 | 30.017 | 30.261 | 286.4 | Run # 3 Front Tyre Slick-Soft Rear Tyre Slick-Hard | | | | | | |
| 20 | 1'39.110 | 24.788 | 14.548 | 29.676 | 30.098 | 287.2 | 14 Laps at start | | | New Tyre | | | |

20th 46 Valentino ROSSI YAMAHA ITA
 Petronas Yamaha SRT
 Runs=3 Total laps=20 Full laps=15

| Run # | 1 | Front Tyre | Slick-Soft | Rear Tyre | Slick-Medium | New Tyre |
|---|------------|------------|------------------|-----------|--------------|----------|
| 1 | 1'53.960 | 31.049 | 15.499 | 31.735 | 31.408 | 276.2 |
| 2 | 1'41.099 | 25.547 | 14.713 | 30.023 | 30.816 | 281.2 |
| 3 | 1'40.358 | 25.184 | 14.588 | 30.053 | 30.533 | 281.2 |
| 4 | 1'39.717 | 25.041 | 14.570 | 29.721 | 30.385 | 281.2 |
| 5 | 1'39.356 | 24.767 | 14.505 | 29.706 | 30.378 | 281.2 |
| 6 | 1'39.441 | 24.790 | 14.565 | 29.720 | 30.366 | 279.7 |
| 7 | 1'40.306 P | 27.101 | 15.453 | 31.500 | 26.252 | 267.9 |
| Run # 2 Front Tyre Slick-Soft Rear Tyre Slick-Medium | | | | | | |
| 7 Laps at start | | | 7 Laps at start | | | |
| 8 | 1'46.526 | 30.044 | 15.013 | 30.531 | 30.938 | 278.3 |
| 9 | 1'39.885 | 25.006 | 14.638 | 29.897 | 30.344 | 282.7 |
| 10 | 1'39.408 | 24.946 | 14.542 | 29.664 | 30.256 | 281.9 |
| 11 | 1'39.299 | 24.758 | 14.518 | 29.715 | 30.308 | 282.7 |
| 12 | 1'39.719 | 24.853 | 14.575 | 29.849 | 30.442 | 281.2 |
| 13 | 1'39.518 | 24.782 | 14.601 | 29.789 | 30.346 | 283.4 |
| 14 | 1'41.549 P | 27.513 | 15.712 | 31.322 | 27.002 | 262.1 |
| Run # 3 Front Tyre Slick-Soft Rear Tyre Slick-Medium | | | | | | |
| 14 Laps at start | | | 14 Laps at start | | | |
| 15 | 1'49.572 | 31.240 | 15.232 | 30.547 | 32.553 | 275.5 |
| 16 | 1'41.767 | 26.408 | 14.688 | 30.176 | 30.495 | 281.2 |
| 17 | 1'39.725 | 24.893 | 14.553 | 29.785 | 30.494 | 281.9 |
| 18 | 1'39.591 | 24.981 | 14.556 | 29.748 | 30.306 | 281.9 |
| 19 | 1'45.196 | 26.685 | 16.063 | 31.431 | 31.017 | 243.7 |
| 20 | 1'39.743 | 24.935 | 14.647 | 29.816 | 30.345 | 281.2 |

21st 53 Tito RABAT DUCATI SPA
 Pramac Racing
 Runs=3 Total laps=21 Full laps=16

| Run # | 1 | Front Tyre | Slick-Soft | Rear Tyre | Slick-Medium | New Tyre |
|-------|----------|------------|------------|-----------|--------------|----------|
| 1 | 2'21.089 | 31.940 | 16.236 | 33.505 | 32.814 | 236.8 |
| 2 | 1'45.993 | 27.145 | 15.412 | 31.877 | 31.559 | 258.9 |

22nd 10 Luca MARINI DUCATI ITA
 SKY VR46 Avintia
 Runs=3 Total laps=19 Full laps=14

| Run # | 1 | Front Tyre | Slick-Soft | Rear Tyre | Slick-Medium | New Tyre |
|---|------------|------------|------------------|-----------|--------------|----------|
| 1 | 2'16.642 | 34.113 | 15.838 | 33.268 | 32.400 | 276.2 |
| 2 | 1'43.327 | 26.350 | 14.790 | 31.033 | 31.154 | 287.2 |
| 3 | 1'40.932 | 25.384 | 14.573 | 30.397 | 30.578 | 288.7 |
| 4 | 1'40.486 | 25.259 | 14.533 | 30.132 | 30.562 | 286.4 |
| 5 | 1'40.249 | 25.060 | 14.561 | 30.088 | 30.540 | 288.0 |
| 6 | 1'40.244 | 25.039 | 14.506 | 30.197 | 30.502 | 286.4 |
| 7 | 1'36.787 P | 25.174 | 14.620 | 30.068 | 26.925 | 283.4 |
| Run # 2 Front Tyre Slick-Soft Rear Tyre Slick-Medium | | | | | | |
| 7 Laps at start | | | 7 Laps at start | | | |
| 8 | 1'51.262 | 32.845 | 15.421 | 31.644 | 31.352 | 277.6 |
| 9 | 1'41.808 | 25.593 | 14.666 | 30.901 | 30.648 | 282.7 |
| 10 | 1'40.168 | 25.153 | 14.563 | 30.005 | 30.447 | 284.2 |
| 11 | 1'40.263 | 24.953 | 14.618 | 30.138 | 30.554 | 284.2 |
| 12 | 1'40.099 | 25.009 | 14.548 | 30.106 | 30.436 | 284.2 |
| 13 | 1'39.576 P | 26.615 | 14.579 | 30.197 | 28.185 | 284.2 |
| Run # 3 Front Tyre Slick-Soft Rear Tyre Slick-Medium | | | | | | |
| 13 Laps at start | | | 13 Laps at start | | | |
| 14 | 1'52.338 | 33.612 | 15.205 | 31.443 | 32.078 | 281.2 |
| 15 | 1'40.593 | 25.289 | 14.591 | 30.346 | 30.367 | 283.4 |
| 16 | 1'39.589 | 24.849 | 14.561 | 29.888 | 30.291 | 283.4 |
| 17 | 1'39.531 | 24.753 | 14.551 | 29.815 | 30.412 | 284.9 |
| 18 | 1'55.053 | 27.054 | 14.992 | 39.267 | 33.740 | 278.3 |
| 19 | 1'39.588 | 24.972 | 14.520 | 29.892 | 30.204 | 288.7 |

Fastest Lap: Brad BINDER Red Bull KTM Factory RSA 1'38.013 24.505 14.287 29.274 29.947

These data/results cannot be reproduced, stored and/or transmitted in whole or in part by any manner of electronic, mechanical, photocopying, recording, broadcasting or otherwise now known or herein after developed without the previous express consent by the copyright owner, except for reproduction in daily press and regular printed publications on sale to the public within 60 days of the event related to those data/results and always provided that copyright symbol appears together as follows below.
 © DORNA, 2021



Free Practice Nr. 1

MotoGP

| Lap | Lap Time | T1 | T2 | T3 | T4 | Speed | Lap | Lap Time | T1 | T2 | T3 | T4 | Speed |
|-----|----------|----|----|----|----|-------|-----|----------|----|----|----|----|-------|
|-----|----------|----|----|----|----|-------|-----|----------|----|----|----|----|-------|

23rd **27** **Iker LECUONA** KTM SPA
 Tech 3 KTM Factory Racing

Runs=3 Total laps=19 Full laps=14

| Run # | 1 | Front Tyre | Slick-Soft | Rear Tyre | Slick-Medium | |
|-------|-----------------|------------------|------------|------------------|--------------|-------|
| | | New Tyre | | New Tyre | | |
| 1 | 2'07.025 | 33.317 | 16.000 | 33.692 | 32.336 | 264.0 |
| 2 | 1'43.185 | 26.143 | 14.858 | 31.094 | 31.090 | 278.3 |
| 3 | 1'41.858 | 25.550 | 14.516 | 30.489 | 31.303 | 288.7 |
| 4 | 1'40.649 | 25.333 | 14.365 | 30.082 | 30.869 | 292.6 |
| 5 | 1'40.351 | 25.077 | 14.459 | 30.108 | 30.707 | 288.7 |
| 6 | 1'40.082 | 25.030 | 14.570 | 29.885 | 30.597 | 286.4 |
| 7 | 1'36.572 P | 24.993 | 14.655 | 29.828 | 27.096 | 284.9 |
| Run # | 2 | Front Tyre | Slick-Soft | Rear Tyre | Slick-Medium | |
| | | 7 Laps at start | | 7 Laps at start | | |
| 8 | 1'48.660 | 31.623 | 15.140 | 30.896 | 31.001 | 275.5 |
| 9 | 1'40.804 | 25.027 | 14.635 | 30.192 | 30.950 | 284.2 |
| 10 | 1'40.444 | 25.125 | 14.599 | 30.042 | 30.678 | 285.7 |
| 11 | 1'40.218 | 25.083 | 14.636 | 29.891 | 30.608 | 284.9 |
| 12 | 1'39.998 | 24.987 | 14.619 | 29.793 | 30.599 | 283.4 |
| 13 | 1'39.150 P | 25.059 | 14.620 | 32.563 | 26.908 | 285.7 |
| Run # | 3 | Front Tyre | Slick-Soft | Rear Tyre | Slick-Medium | |
| | | 13 Laps at start | | 13 Laps at start | | |
| 14 | 1'46.972 | 29.698 | 14.866 | 31.295 | 31.113 | 270.6 |
| 15 | 1'40.155 | 25.088 | 14.606 | 29.806 | 30.655 | 286.4 |
| 16 | 1'39.890 | 24.966 | 14.592 | 29.761 | 30.571 | 286.4 |
| 17 | 1'39.939 | 24.947 | 14.547 | 29.906 | 30.539 | 287.2 |
| 18 | 1'39.833 | 24.956 | 14.580 | 29.752 | 30.545 | 284.9 |
| 19 | 1'39.825 | 24.863 | 14.636 | 29.879 | 30.447 | 282.7 |

Fastest Lap: Brad BINDER Red Bull KTM Factory RSA **1'38.013** 24.505 14.287 29.274 29.947

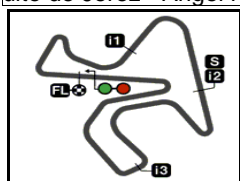
These data/results cannot be reproduced, stored and/or transmitted in whole or in part by any manner of electronic, mechanical, photocopying, recording, broadcasting or otherwise now known or herein after developed without the previous express consent by the copyright owner, except for reproduction in daily press and regular printed publications on sale to the public within 60 days of the event related to those data/results and always provided that copyright symbol appears together as follows below.
 © DORNA, 2021

Official MotoGP Timing by **TISSOT**
 www.motogp.com

Jerez de la Frontera, Friday, April 30, 2021

Page 7 of 7





4423 m.

GRAN PREMIO RED BULL DE ESPAÑA

Free Practice Nr. 1

Best Partial Times

MotoGP™

IT Ideal Lap Time, sum of the best partial times

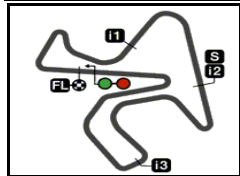
BT Best Lap Time

| <i>T1</i> | | <i>T2</i> | | <i>T3</i> | | <i>T4</i> | | | | <i>IT</i> | <i>BT</i> | |
|-----------|--------------|-----------|--------------|-----------|--------------|-----------|--------------|--------|-----|--------------|-----------|---------------|
| Pos | Rider | Time | Rider | Time | Rider | Time | Rider | Time | Pos | Rider | | |
| 1 | F.BAGNAIA | 24.400 | B.BINDER | 14.287 | A.ESPARGARO | 29.176 | A.ESPARGARO | 29.922 | 1 | A.ESPARGAR | 1'37.948 | 1'38.204 (2) |
| 2 | F.QUARTARARO | 24.497 | J.ZARCO | 14.288 | B.BINDER | 29.247 | M.VIÑALES | 29.938 | 2 | B.BINDER | 1'37.986 | 1'38.013 (1) |
| 3 | L.SAVADORI | 24.505 | P.ESPARGARO | 14.288 | M.MARQUEZ | 29.275 | T.NAKAGAMI | 29.938 | 3 | T.NAKAGAMI | 1'38.201 | 1'38.484 (11) |
| 4 | B.BINDER | 24.505 | A.ESPARGARO | 14.294 | M.OLIVEIRA | 29.316 | B.BINDER | 29.947 | 4 | J.ZARCO | 1'38.213 | 1'38.397 (6) |
| 5 | J.ZARCO | 24.524 | L.SAVADORI | 14.304 | F.QUARTARARO | 29.334 | M.MARQUEZ | 29.990 | 5 | F.BAGNAIA | 1'38.236 | 1'38.301 (4) |
| 6 | M.MARQUEZ | 24.540 | T.NAKAGAMI | 14.318 | J.ZARCO | 29.356 | P.ESPARGARO | 29.992 | 6 | F.QUARTARAR | 1'38.244 | 1'38.344 (5) |
| 7 | F.MORBIDELLI | 24.545 | S.BRADL | 14.321 | J.MILLER | 29.358 | F.MORBIDELLI | 30.021 | 7 | M.MARQUEZ | 1'38.291 | 1'38.291 (3) |
| 8 | A.ESPARGARO | 24.556 | J.MIR | 14.357 | F.BAGNAIA | 29.362 | J.MIR | 30.043 | 8 | P.ESPARGAR | 1'38.358 | 1'38.433 (8) |
| 9 | M.OLIVEIRA | 24.563 | F.QUARTARARO | 14.362 | L.SAVADORI | 29.368 | J.ZARCO | 30.045 | 9 | F.MORBIDELLI | 1'38.372 | 1'38.492 (12) |
| 10 | T.NAKAGAMI | 24.564 | I.LECUONA | 14.365 | T.NAKAGAMI | 29.381 | F.QUARTARARO | 30.051 | 10 | M.OLIVEIRA | 1'38.398 | 1'38.398 (7) |
| 11 | A.MARQUEZ | 24.579 | A.RINS | 14.381 | J.MIR | 29.391 | F.BAGNAIA | 30.056 | 11 | M.VIÑALES | 1'38.420 | 1'38.434 (9) |
| 12 | M.VIÑALES | 24.588 | A.MARQUEZ | 14.390 | F.MORBIDELLI | 29.392 | A.RINS | 30.062 | 12 | J.MIR | 1'38.433 | 1'38.484 (10) |
| 13 | P.ESPARGARO | 24.632 | F.MORBIDELLI | 14.414 | P.ESPARGARO | 29.446 | S.BRADL | 30.073 | 13 | A.RINS | 1'38.545 | 1'38.706 (14) |
| 14 | J.MIR | 24.642 | F.BAGNAIA | 14.418 | A.RINS | 29.454 | M.OLIVEIRA | 30.083 | 14 | L.SAVADORI | 1'38.573 | 1'38.630 (13) |
| 15 | A.RINS | 24.648 | M.VIÑALES | 14.426 | M.VIÑALES | 29.468 | E.BASTIANINI | 30.098 | 15 | A.MARQUEZ | 1'38.584 | 1'38.819 (16) |
| 16 | S.BRADL | 24.669 | D.PETRUCCI | 14.431 | A.MARQUEZ | 29.496 | A.MARQUEZ | 30.119 | 16 | S.BRADL | 1'38.620 | 1'38.764 (15) |
| 17 | J.MILLER | 24.670 | M.OLIVEIRA | 14.436 | D.PETRUCCI | 29.511 | L.MARINI | 30.204 | 17 | J.MILLER | 1'38.747 | 1'38.871 (17) |
| 18 | D.PETRUCCI | 24.696 | J.MILLER | 14.449 | S.BRADL | 29.557 | D.PETRUCCI | 30.228 | 18 | D.PETRUCCI | 1'38.866 | 1'39.054 (18) |
| 19 | L.MARINI | 24.753 | E.BASTIANINI | 14.454 | V.ROSSI | 29.664 | T.RABAT | 30.237 | 19 | E.BASTIANINI | 1'39.009 | 1'39.110 (19) |
| 20 | V.ROSSI | 24.758 | M.MARQUEZ | 14.486 | E.BASTIANINI | 29.669 | V.ROSSI | 30.256 | 20 | V.ROSSI | 1'39.183 | 1'39.299 (20) |
| 21 | E.BASTIANINI | 24.788 | T.RABAT | 14.494 | T.RABAT | 29.716 | J.MILLER | 30.270 | 21 | T.RABAT | 1'39.261 | 1'39.502 (21) |
| 22 | T.RABAT | 24.814 | V.ROSSI | 14.505 | I.LECUONA | 29.752 | L.SAVADORI | 30.396 | 22 | L.MARINI | 1'39.278 | 1'39.531 (22) |
| 23 | I.LECUONA | 24.863 | L.MARINI | 14.506 | L.MARINI | 29.815 | I.LECUONA | 30.447 | 23 | I.LECUONA | 1'39.427 | 1'39.825 (23) |

These data/results cannot be reproduced, stored and/or transmitted in whole or in part by any manner of electronic, mechanical, photocopying, recording, broadcasting or otherwise now known or herein after developed without the previous express consent by the copyright owner, except for reproduction in daily press and regular printed publications on sale to the public within 60 days of the event related to those data/results and always provided that copyright symbol appears together as follows below.
© DORNA, 2021

Official MotoGP Timing by  TISSOT
www.motogp.com






4423 m.

GRAN PREMIO RED BULL DE ESPAÑA

Free Practice Nr. 1

Fastest Laps Sequence

| <i>Practice Time</i> |  <i>Rider</i> | <i>Nation</i> | <i>Motorcycle</i> | <i>Time</i> | <i>Km/h</i> | <i>Rider's Lap</i> |
|----------------------|--|---------------|-------------------|-------------|-------------|--------------------|
| 3'35.059 | 46 Valentino ROSSI | ITA | YAMAHA | 1'41.099 | 157.4 | 2 |
| 3'48.016 | 6 Stefan BRADL | GER | HONDA | 1'40.946 | 157.7 | 2 |
| 4'10.902 | 41 Aleix ESPARGARO | SPA | APRILIA | 1'40.834 | 157.9 | 2 |
| 4'51.869 | 20 Fabio QUARTARARO | FRA | YAMAHA | 1'40.661 | 158.1 | 2 |
| 5'15.417 | 46 Valentino ROSSI | ITA | YAMAHA | 1'40.358 | 158.6 | 3 |
| 5'20.410 | 12 Maverick VIÑALES | SPA | YAMAHA | 1'39.792 | 159.5 | 3 |
| 5'27.670 | 6 Stefan BRADL | GER | HONDA | 1'39.654 | 159.7 | 3 |
| 5'50.265 | 41 Aleix ESPARGARO | SPA | APRILIA | 1'39.363 | 160.2 | 3 |
| 6'31.008 | 20 Fabio QUARTARARO | FRA | YAMAHA | 1'39.139 | 160.6 | 3 |
| 6'59.445 | 12 Maverick VIÑALES | SPA | YAMAHA | 1'39.035 | 160.7 | 4 |
| 7'05.569 | 21 Franco MORBIDELLI | ITA | YAMAHA | 1'39.008 | 160.8 | 4 |
| 7'29.256 | 41 Aleix ESPARGARO | SPA | APRILIA | 1'38.991 | 160.8 | 4 |
| 8'09.821 | 20 Fabio QUARTARARO | FRA | YAMAHA | 1'38.813 | 161.1 | 4 |
| 9'07.711 | 41 Aleix ESPARGARO | SPA | APRILIA | 1'38.455 | 161.7 | 5 |
| 9'48.165 | 20 Fabio QUARTARARO | FRA | YAMAHA | 1'38.344 | 161.9 | 5 |
| 12'29.195 | 41 Aleix ESPARGARO | SPA | APRILIA | 1'38.260 | 162.0 | 7 |
| 37'27.705 | 41 Aleix ESPARGARO | SPA | APRILIA | 1'38.204 | 162.1 | 13 |
| 45'34.564 | 33 Brad BINDER | RSA | KTM | 1'38.013 | 162.4 | 19 |

These data/results cannot be reproduced, stored and/or transmitted in whole or in part by any manner of electronic, mechanical, photocopying, recording, broadcasting or otherwise now known or herein after developed without the previous express consent by the copyright owner, except for reproduction in daily press and regular printed publications on sale to the public within 60 days of the event related to those data/results and always provided that copyright symbol appears together as follows below.

© DORNA, 2021

Official MotoGP Timing by TISSOT
www.motogp.com



Jerez de la Frontera, Friday, April 30, 2021